

**LASTTRENNSCHALTER**

LASTTRENNSCHALTER


**INTERRUPTEURS-SECTIONNEURS**

INTERRUPTEURS-SECTIONNEURS


**NEU**

**Zubehör KG-Schalter Türkupp-  
lungen mit 4-Loch-Befestigung**


■ Sets bestehend aus Standard-Achse\*),  
Türkupplung, Frontschild und Griff



Sx M280E/x.x E F056  
64x64 mm



Sx M280E/x.x V845/Ex  
64x64 mm



Sx M280E/x.x V845/Ax  
64x64 mm



Beispiel  
Exemple

Für Schaltertypen Types d'interr.	schwarz noir	rot/gelb rouge/jaune	schwarz/rot noir/rouge
<b>Türkupplungen*) nicht sperrbar</b>			
KG20...KG32	✓		
KG41...KG100	✓		
KG126...KG316	✓		
KG20...KG32		✓	
KG41...KG100		✓	
KG126...KG316		✓	
KG20...KG32			✓
KG41...KG100			✓
KG126...KG316			✓
<b>Türkupplungen*) sperrbar</b>			
KG20...KG32	✓		
KG41...KG100	✓		
KG126...KG316	✓		
KG20...KG32		✓	
KG41...KG100		✓	
KG126...KG316		✓	
KG20...KG32			✓
KG41...KG100			✓
KG126...KG316			✓
<b>Achsenverlängerungen 500 mm</b>			
KG41...KG100			
KG126...KG316			
<b>Achsenverlängerungen 1000 mm</b>			
KG41...KG100			
KG126...KG316			
<b>Dichtung für Türkupplungen, IP66/67</b>			
KG20...KG100			
KG126...KG316			

\*) Standard-Achslängen KG20...KG32: 116 mm,  
KG41...KG100: 118 mm, KG126...KG316: 180 mm  
Auch lieferbar:  
- Zusatzschilder

**NOUVEAU**

**Accessoires pour interrupteurs KG  
coupleurs de porte avec fixation 4 trous**

■ Ensemble composé d'un axe standard\*),  
coupleur de porte, plaque frontale et manette

Typ Type	E-No.	Art.-No.	CHF brutto CHF brut
<b>Coupleurs de porte*) non verrouillables</b>			
S1 M280E/A. S-01 E F056		39.31.1301	22.60 ST
S1 M280E/A. E F056		39.31.1303	25.40 ST
S2 M280E/A. E F056		39.31.1313	43.20 ST
S1M280E/A.S-01V845/E*		39.31.1307	25.30 ST
S1 M280E/A. V845/E49*		39.31.1305	28.50 ST
S2 M280E/A. V845/E49*		39.31.1315	52.90 ST
S1M280E/A.S-01V845/A*		39.31.1311	25.20 ST
S1 M280E/A. V845/A19*		39.31.1309	28.50 ST
S2 M280E/A. V845/A19*		39.31.1317	51.70 ST
<b>Coupleurs de porte*) verrouillables</b>			
S1 M280E/B. S-01 E F056		39.31.1300	21.40 ST
S1 M280E/B. E F056		39.31.1302	26.00 ST
S2 M280E/B. E F056		39.31.1312	44.60 ST
S1M280E/B.S-01V845/E*		39.31.1306	24.60 ST
S1 M280E/B. V845/E49*		39.31.1304	28.70 ST
S2 M280E/B. V845/E49*		39.31.1314	54.60 ST
S1M280E/B.S-01V845/A*		39.31.1310	24.60 ST
S1 M280E/B. V845/A19*		39.31.1308	28.70 ST
S2 M280E/B. V845/A19*		39.31.1316	53.10 ST
<b>Prolongations d'axe 500 mm</b>			
S1B M099/500B 500MM		39.32.0628	40.20 ST
S2B M099/500B 500MM		39.33.0608	45.10 ST
<b>Prolongations d'axe 1000 mm</b>			
S1B M099/99 1000MM		39.32.0629	51.40 ST
S2B M099/99 1000MM		39.33.0607	55.40 ST
<b>Joints pour coupleurs de porte, IP66/67</b>			
S1E T150 11 EF-DICHTUNG		39.32.0725	0.90 ST
S2E T150 02 EF-DICHTUNG		39.33.0723	1.20 ST

\*) Longueurs d'axe standard KG20...KG32: 116 mm,  
KG41...KG100: 118 mm, KG126...KG316: 180 mm  
Egalement livrable:  
- plaquettes additionnelles